

Artists & Photographers
of the Autumn Term
2024

DIMA BRAGA



Dima's focus on tones projects an imitation of white and raw objects would make similarity, I have used eye volume technique on base to pillars using my photography.



Here, Dima focuses on the madass - full away on the door frame it madass inspired me to create a similar, small piece...

← adapted version



The use of contrasting colors such as red and blue emphasizes the contours which create a popping and almost-expanding effect on the bottles. Through the use of various tones, Dima promotes the idea of weight and how visually heavy objects may be. For instance, the darkest green bottle has darker shadows, even the cup at the front.



Yr 12 Essya

Yr 12 Julie



HUNG-UP SCULPTURES ↴

WITH SCULPTURES



When displaying my sculpture I wanted



PHOTOS



In this drawing I attempted to capture the natural form of my wire sculpture. I first sketched out the basic structure, making sure my lines were smooth and seamlessly blended into each other. I then traced the sketch, making my line widths thicker to follow the contour of the shadow. I included small marks to show the shape of the wire that they. I will focus more on value as my background uses too light and didn't capture highlights.



I experimented with hanging my sculpture at different points to vary the shadow and shape that was created. I enjoy the way that the line structure curves and bends, it has a strong sense of rhythm.

BARBARA HEPWORTH

Dame Barbara Hepworth, OBE was an English artist and sculptor. Her work exemplifies modernism.




Hepworth's work is greatly influenced by the landscapes of Cornwall, where she lived. Her forms often reflect natural elements like stones, shells and other organic forms found in nature. Her sculptures typically feature smooth, curved shapes and often include holes and voids. This use of negative space creates a feeling of movement, a graceful-like motion. This space intrinsically engages, making interest.





CHRISTO & JEAN CLAUDE

- Husband & wife - Visual Artists



How the way the lighting is hitting the fabric

Mount at Vence, France

Their work was mostly very large and controversial, most of the time took them years to complete. The pair refused grants, donations and sculptures of public money. As a pair noted for their large scale, site specific and monumental installations, often large



THE GATES 2001 - V 7 503 gates



They wrapped various structures, objects and landscapes in fabric.



WRAPPED REICHSTAG (1995) - The German Parliament building was wrapped in a striking silver fabric symbolising the reunification of Germany.


The Wrapped Tree Project (1990), involved wrapping 178 trees in Basel, Switzerland in lightweight + durable fabric. This installation aimed to highlight the beauty of trees while creating a cool contrast.




MY ARTIST COPY

Photos

Inspired by: Christo & Jean



- we used Christo & Jean as inspiration for our own photos. As objects I picked a camera and first wrapped it in a tissue paper that was clear and added black string. For my second



I used some paper wrap and a "straw" like paper to wrap it. When taking pictures I shined a flash so the shadows and highlights were more obvious.

MY ARTIST COPY: in acrylic paint



Yr 12 Zainab



Yr 13 Ruby





Yr 13 Gracie



Yr 13 Aqela



Yr 13 Jamie



Yr 13 Sandy



Another downside for photographers is expensive equipments quality photography equipment can be costly, making it a barrier for beginners or those with budget constraints. Additionally, mastering photography mostly technical aspects such as exposure, composition and post-processing, requires time and dedication as well as classes to learn these things, again making it difficult to succeed in this field.

A 2021 study showed that an average person takes almost 400 photos weekly, while the unimpaired normally do it for 500 pictures. Interestingly, so photography does contribute to climate change.

Like everything photography has its negatives.

Another impact is people's ability to live in the moment, as most people are too busy trying to take pictures in order to "preserve the moment".

Portrait - Capturing the personality and mood of individuals or groups, focusing on facial expressions and emotions.

Macro - Close-up photography revealing small subjects in great detail, often requiring specialized equipment.

Landscape - Most landscape photography showcases the beauty and majesty of natural environments, aiming for stunning compositions. Additionally, with recent development of stunning urban landscape photographers now also take and capture pictures of the urban landscape.

Photography is the art of taking and producing light with a camera. Comes from two old meaning light and draw. So photograph draw with light, or a light.

Editing - enhancing photos through software, adjusting contrast, colors, and retouching flaws for a polished final image.

Composition - Organizing visual elements within a frame, using rules of thirds and leading lines to create interest.

Exposure - Balancing shutter speed, aperture, and ISO to achieve the right brightness and clarity in images.

Camera - is an instrument used to capture and store images and videos, either digitally via an electronic image sensor, or chronically via a light-sensitive material such as photographic film. Today photographers have the choice from a whole range of different types such as DSLR to mirrorless and point-and-shoot allowing for various shooting styles and presences.

Light - involves natural or artificial sources to enhance subjects visibility and mood in photography.

Photography was first invented in 1822 when the first photograph was taken by Joseph Nicéphore Niépce. However, unfortunately, the first examples of Niépce's work have been lost but he is still credited with creating the oldest surviving photograph, "View from a window at Le Gras".

In July 1888, Eastman's Kodak camera went on the streets with the slogan "You press the button, we do the rest". Now anyone can take a photograph & have the complex parts to others, cameras were now available to the mass market in 1901 with the Kodak Brownie.

Photography began with the discovery of two critical principles; the first is camera obscura, which is the projection of an image through a hole in a dark surface. The second is the discovery that some substances can be permanently altered by light, a process known as photochemistry.

Photography as an art has the ability to evoke emotions and convey messages like no other medium.

Photography serves as a tool for documentation, expression, and communication, shaping perceptions and sharing experiences.

It allows people to capture moments, tell stories and most of all preserve memories.

Images speak for itself. Photographs crossing language barriers to convey emotions and stories globally.

Photography has and is changing how we see and understand the world, influencing countless aspects of society and culture from art to media to science.

Art: Photography has revolutionized art by introducing new mediums for creativity and interpretation.

Negatives

Types

Street - imposed moments from everyday life in public spaces, capturing candid interactions and urban scenes.

Techniques

WHAT IS PHOTOGRAPHY?

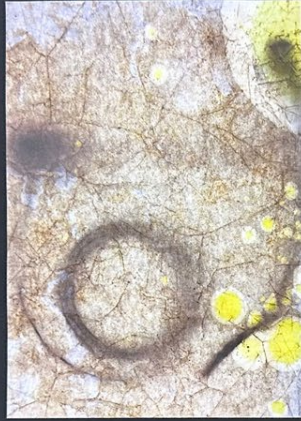
History

Equipment

Significance

Impact

Yr 12 Deniz



my work:



started to create more in light paintings.

here I tried experimenting with text

Angel + Devil combinations with a more detailed drawings.

here the photo was taken in a lighter room so it didn't show up as well.



This pair of photos were my favourite from this light painting shoot as I like the way I made the devil. Simple yet interesting to the eye. I wish that being a pair of images, one thing I would change however would be to make the exposure of the 'devil' image a longer period, to allow more light on to the face. Despite this, I feel like the darkness of the image relates to the devilish side of the photo, juxtaposing to the lights and angelic photo that pairs with it.




for this set of images above, I used a long exposure and set it up on a tripod and used a string of fairy lights to create an interesting and enlightening design.



Yr 12 Amy




Yr 13 Amie S



Yr 13 Isabel F

Yr 13 Hannah





Yr 13 Izaak



Yr 13 Lizzie

Yr 13 Isabel S





Yr 13 Eva